

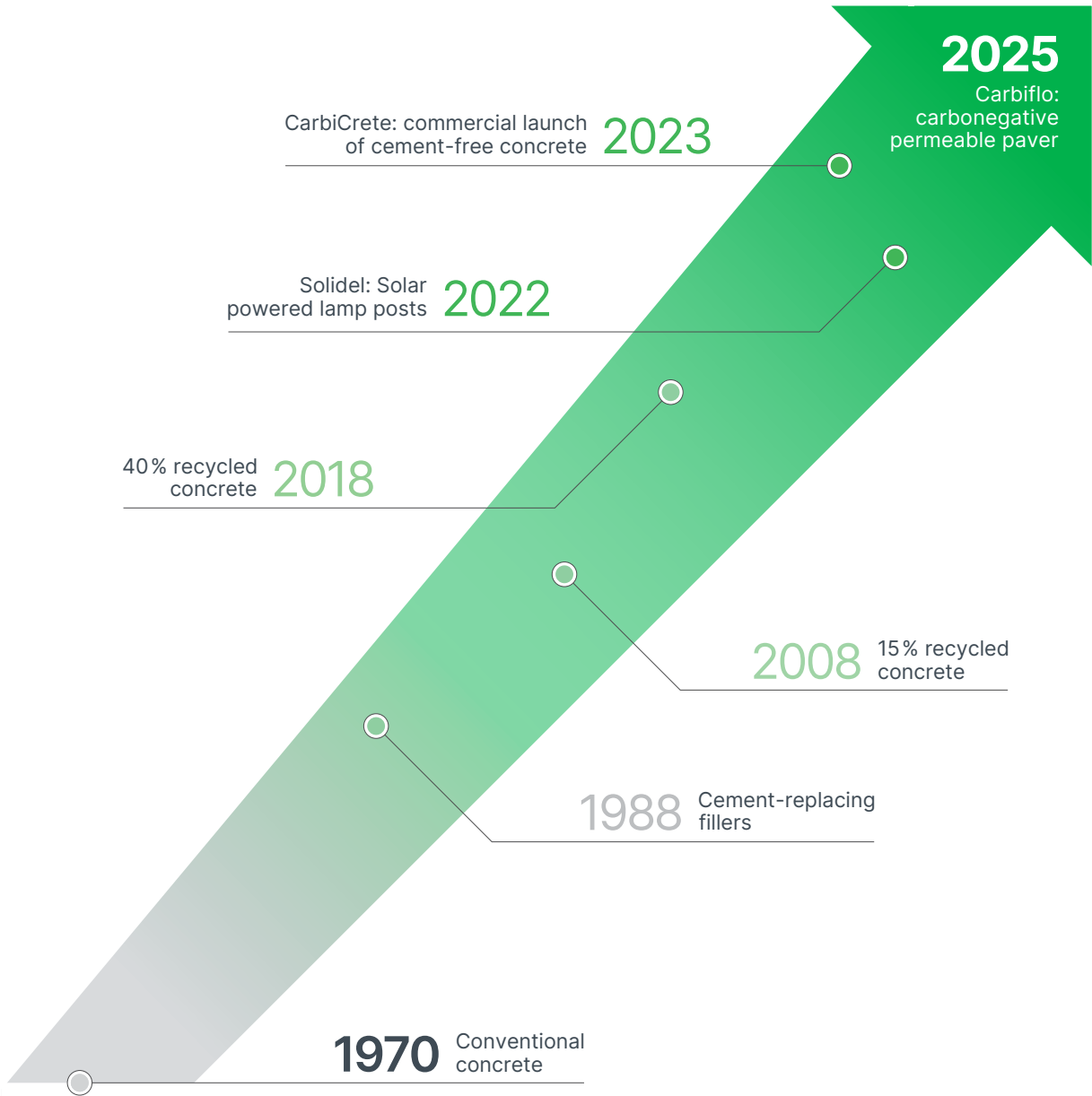
Hardscaping

P **ATIO**
DRUMMOND

Growing greener since 1970

A CLEAR COMMITMENT:

55 years of concrete actions



Choosing **Patio Drummond** means investing in building a better future!
Together, we support the local economy and promote concrete,
sustainable ecological actions.

Upcycling is what we do best

WHAT SETS PATIO DRUMMOND APART?

Our sustainable innovations

CarbiCrete

A Canadian Innovation: CARBICRETE, the world's first carbon-negative building blocks.


Thanks to **CarbiCrete** technology, we manufacture blocks that not only emit zero CO₂ but also capture it! That's why they're classified as carbon-negative. This unique process reduces CO₂ emissions by 2 kg associated with cement production and permanently eliminates 1 kg of CO₂ for every block produced.



40% Recycled Materials

Stylish and eco-conscious: our products embody our commitment to sustainability.

We incorporate a unique black recycled sand from local foundries. This durable alternative to natural sand gives our products a vibrant hue and precise texture while promoting circular economy. By repurposing this material before it ends up in landfills, we combine aesthetics, ecology and durability to create exceptional products.



Solidel®

Integrating renewable energy: Acquisition of SOLIDEL, a solar streetlight manufacturer

Our vision with the acquisition of Solidel is to integrate a range of sustainable lighting solutions into our efforts to create greener concrete. By combining eco-friendly materials with renewable energy, we strengthen our commitment to a greener future.

At **Patio Drummond**, the environment is at the heart of every decision. We smartly use resources and collective expertise to build a future where concrete is kinder to the planet.

Engaged and **constantly evolving**

Indexes

new product


N **New product** indicator highlights a recent addition. Stay on the lookout for our latest innovations.

circulation

 Pedestrian

 Vehicle

concrete

 **Wetcast:** smooth and ultra-realistic textured finish

 **Drycast with hydrapel:** water-repellent with enhanced durability

price

\$ Accessible

\$\$ Classic

\$\$\$ Premium

installation

 Beginner









 Intermediate

 Advanced



PLEASE NOTE:
Colour of the products may vary. We recommend referring to the physical product sample in-store.
Dimensions are given in the format: Thickness (height) x depth x length for retaining walls and fire pits,
and thickness (height) x width x length for blocks.

SUMMARY

	01 FIRE PITS.....	2
	02 SLABS.....	13
	03 WALLS.....	30
	04 CURBS.....	36
	05 MASONRY.....	39
	06 SPECIALIZED PRODUCTS.....	42
	07 STEPS.....	50
	08 PAVERS.....	56
	DETAILED SPECIFICATIONS.....	62

The leader in
green concrete!

What's that? It's about revolutionizing
the industry with unique, **environmentally**
committed solutions. *wow!*



S PITS P FIRE F 01

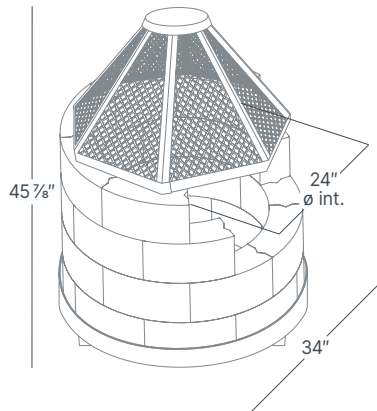


Is there anything more enjoyable than spending your evenings around a fireplace with family or friends?

Our fireplaces are designed to let you enjoy a cozy fire and/or grill your favourite foods! Here, we never say no to marshmallows over the fire!

Concrete made from **40%**
recycled materials. *oh yes!*

ROUND BBQ



BBQR

UNIT DIMENSIONS: 6 1/2" x 4 1/2" x 13 1/4" / **UNIT WEIGHT:** 29 lb
FIRE PIT DIMENSIONS: 45 7/8" x 34" diam. / **FIRE PIT WEIGHT:** 854 lb
COMPLETE ASSEMBLY: 27 blocks (4 rows) + fireguard and metal base
Available accessories on page 12

[View our
installation video](#)



MODERNO

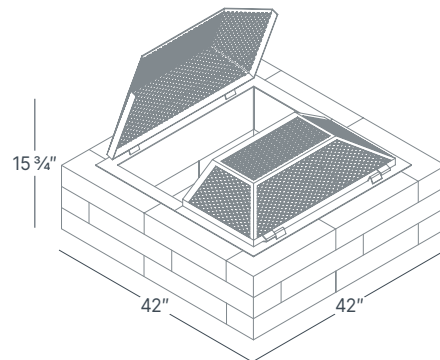


CHARCOAL
MODEMC

GREIGE
MODEMGR



\$\$\$



[View our
installation video](#)

MODEMC / MODEMGR

UNIT DIMENSIONS: 4" x 6" x 18" / **UNIT WEIGHT:** 34 lb

FIRE PIT DIMENSIONS: 15 3/4" x 42" x 42" / **FIRE PIT WEIGHT:** 859 lb

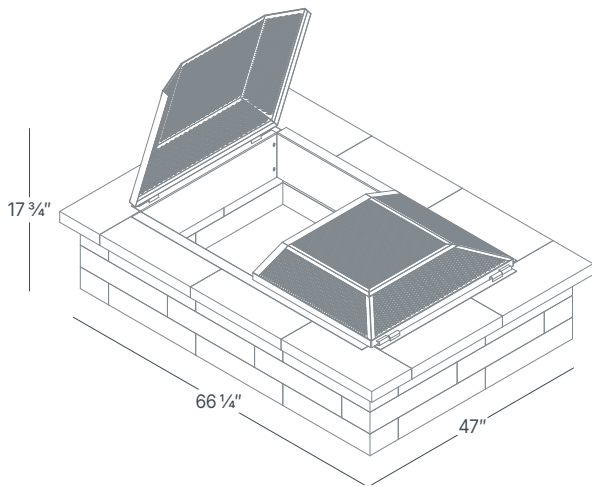
COMPLETE ASSEMBLY: 24 blocks (3 rows) + fireguard

Available accessories on page 12

N MODERNO XL




SS
G
\$\$\$



NEW PRODUCT!

With a capping for an even more elegant fire pit

MODEMC / MODEMGR + VERSC / VERSGR
FIRE PIT DIMENSIONS: 17 3/4" x 47" x 66 1/4" / **FIRE PIT WEIGHT:** 1 388 lb
COMPLETE ASSEMBLY: 30 Moderno blocks (3 rows) + 10 Versa blocks (Capping) + fireguard
 Available accessories on page 12

View our
installation video 

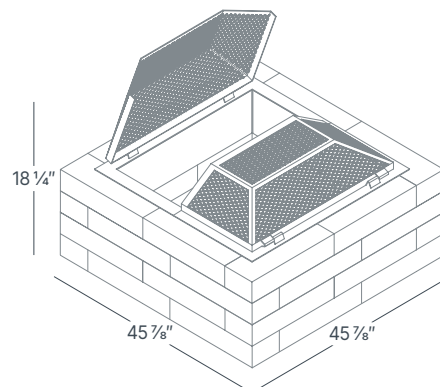
URBANIA



CHARCOAL
URBA-M-C



GREIGE
URBA-M-GR



View our
installation video

URBA-M-C / URBA-M-GR

UNIT DIMENSIONS: 3⁵/₈" x 7⁷/₈" x 19" / UNIT WEIGHT: 39 lb

FIRE PIT DIMENSIONS: 18¹/₄" x 45⁷/₈" x 45⁷/₈" / FIRE PIT WEIGHT: 1 290 lb

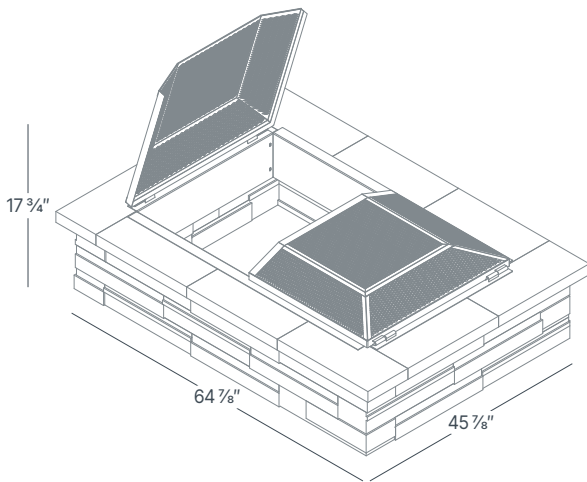
COMPLETE ASSEMBLY: 32 blocks (4 rows) + fireguard

Available accessories on page 12

N URBANIA XL




SS
 ⚙️
 \$\$\$



NEW PRODUCT!

Larger, to elevate
 your yard, the more
 the merrier!

URBA-M-C / URBA-M-GR
FIRE PIT DIMENSIONS: 17 3/4" x 45 7/8" x 64 7/8" / **FIRE PIT WEIGHT:** 1 538 lb
COMPLETE ASSEMBLY: 30 Moderno blocks (3 rows) + 10 Versa
 blocks (Capping) + fireguard
 Available accessories on page 12

[View our
 installation video](#) 

Ready-to-
assemble kit
of 60 blocks

RUSTICO

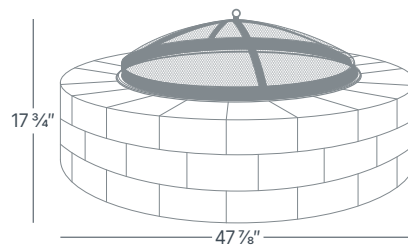


01 FIRE PITS



CHARCOAL
RUST-F-C

GREIGE
RUST-F-GR



[View our
installation video](#)

RUST-F-C / RUST-F-GR

FIRE PIT DIMENSIONS: 17 3/4" x 47 7/8" diameter / **FIRE PIT WEIGHT:** 702 lb

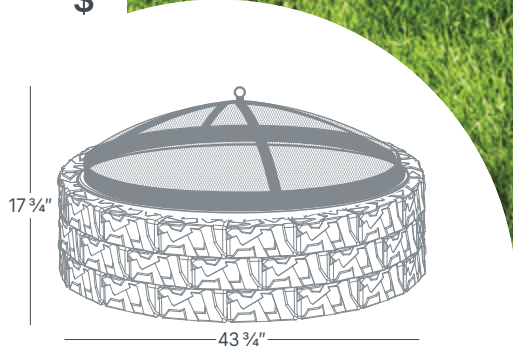
COMPLETE ASSEMBLY: 60 blocks (3 rows) + fireguard

Available accessories on page 12

N VIVA

CHARCOAL
VIVA-F-C

GREIGE
VIVA-F-GR



Add texture and warmth with our **new 2025** favourite multipurpose block!

NEW PRODUCT!

Multipurpose block
Fire pit | Curb | Retainer wall



01 FIRE PITS



NATURAL LOOK

The natural stone look will blend perfectly with your decor.

QUICK INSTALLATION

Lightweight and easy to install, your firepit will be ready in under 15 minutes.



**View our
installation video**

VIVA-F-C / VIVA-F-GR

FIRE PIT DIMENSIONS: 17 $\frac{3}{4}$ " x 43 $\frac{3}{4}$ " diameter / **FIRE PIT WEIGHT:** 522 lb

COMPLETE ASSEMBLY: 48 blocks (3 rows) + fireguard

Available accessories on page 12


Accessories

ROUND BBQ



METAL BASE
BLACK

BASEM
6 1/4" x 34" diameter / 51 lb



COOKING GRILL
BLACK

GRILLE
24" cut diameter to 13 1/4" / 4,5 lb



CHARCOAL GRILL
BLACK

GRILLEC
29" diameter / 5,5 lb



FIREGUARD
BLACK

PAREN-BT
14 1/8" x 27 3/4" x 27 3/4" / 20 lb



FIREGUARD
STAINLESS

PARENST-BT
14 1/8" x 27 3/4" x 27 3/4" / 20 lb



FIREGUARD EXTENSION
BLACK

PAREX
8 3/4" x 24 1/2" x 13 1/4" / 5,5 lb

MODERNO / URBANIA



FIREGUARD AND TUB
BLACK

PAREMO-BT
11 1/2" x 34" x 34" / 43 lb



COOKING GRILL
STAINLESS

GRILLEMO
1 5/8" x 12" x 28 1/8" / 7 lb

MODERNO XL / URBANIA XL



N
FIREGUARD
BLACK

PAREMOXL-BT
11 1/2" x 34" x 54" / 68 lb



COOKING GRILL
STAINLESS

GRILLEMO
1 5/8" x 12" x 28 1/8" / 7 lb

RUSTICO / VIVA



FIREGUARD AND TUB
BLACK

PARERU-BT
11 3/4" x 36" diameter / 42 lb

Fireguards packaged individually.
Insure to use the product according to the installation guide available on our website.

SLABS



Patio Drummond has been manufacturing slabs since 1970 and now offers over 23 different models!

From square to rectangle to hexagon, we have everything you need to transform your yard.

Our slab finishes replicate textures like wood and slate while maintaining the legendary durability of concrete.

02

Clever, multifunctional,
and **eco-friendly** products. *yay!*

ARDESIA



ARDEC / ARDEGR

DIMENSIONS: 2" x 17¼" x 21½" / WEIGHT: 36 lb / AREA: 1.58 ft²

NESTABLE



JAPANESE STEPS



SLATE



DARK GREY



PA1212	DIMENSIONS: 1½" x 11¾" x 11¾"	WEIGHT: 17 lb	AREA: 0.95 ft ²
PA1224	DIMENSIONS: 1½" x 11¾" x 23½"	WEIGHT: 33 lb	AREA: 1.9 ft ²
PA2424	DIMENSIONS: 1½" x 23¾" x 23½"	WEIGHT: 64 lb	AREA: 3.8 ft ²

Models sold separately.

A fraction of the price and
a **positive** environmental impact!


BELVEDERE

Structural slab reinforced with fibreglass rebars



An easy 3-step installation with construction glue only.

Designed to replace wooden boards on your deck, the concrete slabs are maintenance-free and more durable.



CHARCOAL
BEL1624C



\$\$\$

BEL1624C

DIMENSIONS: 1¼" x 15⅞" x 23¾"

WEIGHT: 41 lb / **AREA:** 2.67 ft²

[View our installation video](#)



BRICO



CHARCOAL
PB1818C

LIGHT GREY
PB1818G

BROWN
PB1818B



PB1818C / PB1818G / PB1818B


DIMENSIONS: 1½" x 17¾" x 17¾"

WEIGHT: 38 lb / **AREA:** 2.18 ft²

BRICK

CHARCOAL
PBR2424C

LIGHT GREY
PBR2424G



PBR2424C DIMENSIONS: 1 $\frac{5}{8}$ " x 23 $\frac{7}{8}$ " x 23 $\frac{7}{8}$ "

WEIGHT: 77 lb

AREA: 4 ft²

PBR2424G DIMENSIONS: 1 $\frac{5}{8}$ " x 23 $\frac{7}{8}$ " x 23 $\frac{7}{8}$ "

WEIGHT: 77 lb

AREA: 4 ft²

ECONO



02 SLABS



LIGHT BROWN
ECONOBP

GREY
ECONOG



ECONOBP / ECONOG

DIMENSIONS: 1 $\frac{3}{4}$ " x 11 $\frac{7}{8}$ " x 11 $\frac{7}{8}$ "

WEIGHT: 22 lb / **AREA:** 0.97 ft²

Perfect for your
budget-friendly **projects!**

CASA / CASA XL ^N



CHARCOAL
CASAC

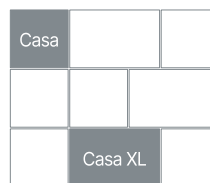


GREIGE
CASAGR



CASAC / CASAGR
DIMENSIONS: 2" x 13" x 13"
WEIGHT: 24.5 lb / **AREA:** 1.17 ft²

CASAXLC / CASAXLGR
DIMENSIONS: 2" x 13" x 19½"
WEIGHT: 37.7 lb / **AREA:** 1.76 ft²



NEW PRODUCT!

Two sizes to
create the
perfect layout!

FORESTA



02 SLABS



DARK GREY
FOREG




FOREG

DIMENSIONS: 1½" x 19⅝" x 19⅝"

WEIGHT: 48 lb / AREA: 2.60 ft²

As durable
as it is aesthetic!

HEXAGON



CHARCOAL
HEXAC


LIGHT GREY
HEXAG



HEXAC / HEXAG

DIMENSIONS: 1¾" x 15½" x 17⅝"

WEIGHT: 26 lb / **AREA:** 1.45 ft²




Perfect
at all time

DIAMOND



02 SLABS



LIGHT GREY



PO918	DIMENSIONS: 1½" x 8¾" x 17¾"	WEIGHT: 19 lb	AREA: 1.08 ft ²
PO1224	DIMENSIONS: 1½" x 12" x 23¾"	WEIGHT: 38 lb	AREA: 1.97 ft ²
PO1818	DIMENSIONS: 1½" x 17¾" x 17¾"	WEIGHT: 40 lb	AREA: 2.18 ft ²
PO2424	DIMENSIONS: 1⅝" x 23⅞" x 23⅞"	WEIGHT: 77 lb	AREA: 3.96 ft ²
PO2430	DIMENSIONS: 1¾" x 23⅞" x 29¾"	WEIGHT: 107 lb	AREA: 4.95 ft ²

Models sold separately.

PAVER

LIGHT GREY



PP1818	DIMENSIONS: 11 $\frac{1}{2}$ " x 17 $\frac{3}{4}$ " x 17 $\frac{3}{4}$ "	WEIGHT: 40 lb	AREA: 2.18 ft ²
PP2424	DIMENSIONS: 15 $\frac{5}{8}$ " x 23 $\frac{7}{8}$ " x 23 $\frac{7}{8}$ "	WEIGHT: 77 lb	AREA: 3.96 ft ²

Models sold separately.

RUSTICA



CHARCOAL
PR1515C

BROWN
PR1515



PR1515C / PR1515

DIMENSIONS: 1½" x 14¾" x 14¾" / WEIGHT: 27 lb / AREA: 1.51 ft²

Psst... Charcoal colour =
40% recycled materials!

SEQUOIA

Barn wood
finish


DARK GREY
SEQ1224G



SEQ1224G

DIMENSIONS: 2" x 11½" x 23⅞"

WEIGHT: 44 lb / **AREA:** 1.86 ft²



Structural
slab

TERRAZZA



CHARCOAL
TER2424C

GREIGE
TER2424GR

GREY
TER2424G

STEEL GREY
(CABRICRETE)
ECO-TER2424




TER2424C

DIMENSIONS: 2" x 24" x 24"

WEIGHT: 100 lb / **AREA:** 4 ft²

Designed for
pedestal systems
on **roof terrace**

URBANIA 50mm



- 🔧
- Ⓢ
- ⚙️
- \$\$\$

URBA-D-C / URBA-D-GR

SMALL	DIMENSIONS: 2" x 6½" x 13"	WEIGHT: 12 lb	AREA: 0.58 ft²
MEDIUM	DIMENSIONS: 2" x 13" x 13"	WEIGHT: 24 lb	AREA: 1.17 ft²
LARGE	DIMENSIONS: 2" x 13" x 19½"	WEIGHT: 36 lb	AREA: 1.76 ft²

The 3 modular sizes are on the same pallet, 56 small, 56 medium and 28 large totalling 148 sq. ft./pallet.

Multipurpose
slab

VERSA 2.0



02 SLABS



CHARCOAL
VERSC

GREIGE
VERSGR



VERSC / VERSGR

DIMENSIONS: 2" x 8½" x 19¼"

WEIGHT: 25 lb / AREA: 1.14 ft²

Patio slab,
wall cap or to
add **colour accents**

WALLS

03



Concrete retaining walls define and enhance your spaces.


Our blocks are versatile, easy to install, and suitable for various projects: retaining walls, planters, flower beds, and much more!

We even have a range of **carbon-negative** concrete products. *yep!*

NEW PRODUCT!

Reversible
multipurpose block

VIVA ^N



CHARCOAL
VIVAC



GREIGE
VIVAGR



VIVAC / VIVAGR

DIMENSIONS: 4" x 8½" x 4" / **WEIGHT:** 10 lb

FACADE AREA: 0,22 ft² / **LINEAR FOOT:** 0,65 lin ft.

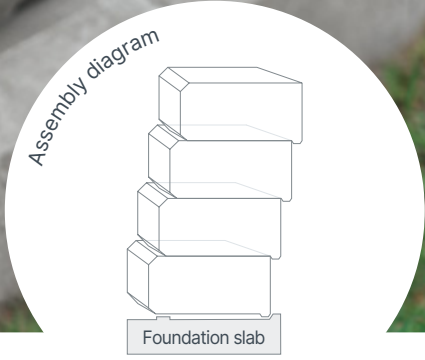
Wall cap and anchoring not required.
The images shown are for reference only.
The actual product may vary in colour, texture, or appearance.
Length of the block at the widest: 8½". Length of the block at the narrowest: 7".

Decorative wall:
straight, curved, circular,
or as a firepit.

SLOPE BLOCK



GREY



REMB / SLOPE BLOCK

DIMENSIONS: 4¾" x 9⅞" x 7⅞" / **WEIGHT:** 32 lb / **FACADE AREA:** 0.29 ft² / **LINEAR FOOT:** 0.66 lin ft.


FOND / FOUNDATION SLAB

DIMENSIONS: 3⅞" x 13¼" x 35½" / **WEIGHT:** 125 lb / **LINEAR FOOT:** 2.96 lin ft.

Wall cap and anchoring not required.

Multipurpose
block

MODERNO



- Ⓢ
- ⚙
- \$\$

MODEMC / MODEMGR
DIMENSIONS: 4" x 6" x 18" / **WEIGHT:** 34 lb
FACADE AREA: 0.5 ft² / **LINEAR FOOT:** 1.5 lin ft.

Wall cap and anchoring not required.

Decorative wall, curb
or as a modern fire pit.

RUSTICO



RUST-M-C / RUST-M-GR

DIMENSIONS: 4" x 5 3/4" x 7 1/2" x 5 5/8" / **WEIGHT:** 11 lb

FACADE AREA: 0.18 ft² / **LINEAR FOOT:** 0.55 lin ft.

Wall cap and anchoring not required.
Length of the block at the widest: 7 1/2". Length of the block at the narrowest: 5 5/8".

URBANIA



CHARCOAL
URBA-M-C

GREIGE
URBA-M-GR

MAXIMUM
HEIGHT
5'



\$\$\$

URBA-M-C / URBA-M-GR

DIMENSIONS: 3⁵/₈" x 7⁷/₈" x 19" / **WEIGHT:** 39 lb

FACADE AREA: 0.48 ft² / **LINEAR FOOT:** 1.58 lin ft.

Wall cap and anchoring not required.
2 different patterns to break the linear effect.

Decorative wall
or an urban fire pit

CURBS



Curbs do more than just define your spaces; they also reduce maintenance frequency.

Made of concrete, they mark the separation between grass and mulch, while highlighting features like your driveway, walkway or patio.

04

Solid, timeless, and
eco-friendly. *#green*

Multipurpose
block

MODERNO



MODEMC / MODEMGR

DIMENSIONS: 6" x 4" x 18"

WEIGHT: 34 lb / **LINEAR FOOT:** 1,5 lin ft.

Decorative wall, curb
or as a modern fire pit.

UNIVERSAL



STRAIGHT	BORDT	DIMENSIONS: 6" x 3 1/8" x 35 1/2"	WEIGHT: 57 lb	LINEAR FOOT: 2.96 lin ft.
STRAIGHT	BORD8	DIMENSIONS: 7 7/8" x 3 1/8" x 36"	WEIGHT: 71 lb	LINEAR FOOT: 3 lin ft.
RADIUS	RAYONG	DIMENSIONS: 7 7/8" x 3 1/8" x 36"	WEIGHT: 80 lb	-
CORNER	COINT	DIMENSIONS: 6" x 3 1/8" x 11 7/8" x 11 7/8"	WEIGHT: 33 lb	LINEAR FOOT: 2 lin ft.
CORNER	COIN8P	DIMENSIONS: 7 7/8" x 3 1/8" x 11 7/8" x 11 7/8"	WEIGHT: 41 lb	LINEAR FOOT: 2 lin ft.

MASONRY

05



Concrete building blocks are the best allies for both commercial and residential projects.

Designed to meet the most demanding performance criteria, they exceed Canadian standards. Use them to create foundations, dividing walls, load-bearing walls and much more.

CabriCrete:
world's first carbon-negative
concrete! *incredible!*




CINDER BLOCK

HOLLOW BLOCKS



4"

BC4816 / ECO-BC4816
7 1/2 x 3 1/2 x 15 3/8"
22 lb



6"

BC6816 / ECO-BC6816
7 1/2 x 5 1/2 x 15 3/8"
28 lb



8"

BC8816 / ECO-BC8816
7 1/2 x 7 1/2 x 15 3/8"
37 lb



10"

BC10816 / ECO-BC10816
7 1/2 x 9 1/2 x 15 3/8"
42 lb

CORNER BLOCKS



8"

BC8816 (CORNER) / ECO-BC8816 (CORNER)
7 1/2 x 7 1/2 x 15 3/8"
37 lb



10"

BC10816 (CORNER) / ECO-BC10816 (CORNER)
7 1/2 x 9 1/2 x 15 3/8"
42 lb



2"

BP2816 / ECO-BP2816
7 1/2 x 1 5/8 x 15 3/8"
13 lb



4"

BP4816 / ECO-BP4816
7 1/2 x 3 1/2 x 15 3/8"
32 lb

SOLID BLOCKS

Corner blocks have a slit for breaking with a masonry chisel.

8": ratio of 4 corners for 8 regulars. 10": ratio of 3 corners for 7 regulars.

Accessories



LINTEL / BOND BEAM

6" BL6816 / **ECO-BL6816**

7½" x 5½" x 15¾"

35 lb

8" BL8816 / **ECO-BL8816**

7½" x 7½" x 15¾"

45 lb



UNIVERSAL KNOCKOUT

6" BK6816 / **ECO-BK6816**

7½" x 5½" x 15¾"

28 lb

8" BK8816 / **ECO-BK8816**

7½" x 7½" x 15¾"

37 lb



SINGLE BULLNOSE

6" BR6816 /

ECO-BR6816

7½" x 5½" x 15¾"


28 lb

8" BR8816 /

ECO-BR8816

7½" x 7½" x 15¾"

37 lb



DOUBLE BULLNOSE

6" BR26816 /

ECO-BR26816

7½" x 5½" x 15¾"

28 lb

8" BR28816 /

ECO-BR28816

7½" x 7½" x 15¾"

37 lb



DOUBLE EDGE BULLNOSE

8" BR2X8816 /

ECO-BR2X8816

7½" x 7½" x 15¾"

37 lb

GREY
SKU

STEEL GREY
(CABRICRETE)
ECO-SKU



CarbiCrete

ECO BLOCK OPTIONS:

- Enhanced performance
- Environmental certification
- Reduced CO₂ emissions
- Reduced environmental impact
- Circular economy

Learn more
about this exclusive
technology!



SPECIALIZED 06



We offer a wide range of specialized products: signage bases, back-up bricks, parking bumpers, drains, Alto retaining wall, Maxi-Base surface bases, Patio Blocks, and weights for carports.

Always attentive to your needs, we continuously innovate to offer you practical and durable solutions. Look no further, we have everything you need!

Unique
solutions tailored
to **your needs.** *great!*

FOUNDATION BLOCK



GREY
COT2020G

@Marc LaBossier / Winnipeg Free Press

- Ⓢ
- ⚙️
- 💰


COT2020G

DIMENSIONS: 37 $\frac{5}{8}$ " x 19 $\frac{3}{4}$ " x 19 $\frac{3}{4}$ " / **WEIGHT:** 122 lb / **AREA:** 2.69 ft²

Made with 50 MPa concrete, a block can support a **total of 20,000 lb.***

*Load calculated with a gravel and sand mix with standard compaction. For reference only: the maximum load capacity in compression may vary depending on the soil type. Consult a professional to validate the maximum capacity for your project.

SIGN POST BASES



BASE	SIGN	DIMENSIONS:	WEIGHT:
48"	SIGN448	48" x 16" x 16"	231 lb
60"	SIGN460	60" x 16" x 16"	234 lb
72"	SIGN472	72" x 16" x 16"	236 lb
84"	SIGN484	84" x 16" x 16"	238 lb
96"	SIGN496	96" x 16" x 16"	240 lb

U-shaped rod dimensions: Width (2") x depth (1"). Distance between holes: 2".

PARKING BUMPERS




72"	BU72	DIMENSIONS: 5" x 9" x 71 1/4"	WEIGHT: 264 lb
80"	BU80	DIMENSIONS: 8" x 8" x 80"	WEIGHT: 350 lb
96"	BU96	DIMENSIONS: 6" x 9" x 96"	WEIGHT: 325 lb



Raise your rebar
easily and cost effectively

BACK-UP BRICK



BRIQ60



REMP50	DIMENSIONS: 2" x 4 1/8" x 8 3/8"	WEIGHT: 5.3 lb	AREA: 0.23 ft ²
BRIQ60	DIMENSIONS: 2 3/8" x 3 1/2" x 7 1/2"	WEIGHT: 4.7 lb	AREA: 0.18 ft ²

N NEW PRODUCT
BRIQ60: Professional normalized back-up brick.

DRAIN



DRAI
DIMENSIONS: 9 3/4" x 11" x 15 1/2" / **WEIGHT:** 52 lb

Grill included.

ALTO

LIGHT GREY





CAPPING / REGULAR	ALTO-CO	DIMENSIONS: 12" x 24" x 72"	WEIGHT: 1 675 lb
CAPPING / LEFT CORNER	ALTO-COCG	DIMENSIONS: 12" x 24" x 67"	WEIGHT: 1 656 lb
CAPPING / RIGHT CORNER	ALTO-COCD	DIMENSIONS: 12" x 24" x 67"	WEIGHT: 1 656 lb
CAPPING / HALF BLOCK	ALTO-CODE	DIMENSIONS: 12" x 24" x 35"	WEIGHT: 829 lb
REGULAR	ALTO-RE	DIMENSIONS: 12" x 24" x 72"	WEIGHT: 1 675 lb
REGULAR / LEFT CORNER	ALTO-CG	DIMENSIONS: 12" x 24" x 67"	WEIGHT: 1 656 lb
REGULAR / RIGHT CORNER	ALTO-CD	DIMENSIONS: 12" x 24" x 67"	WEIGHT: 1 656 lb
REGULAR / HALF BLOCK	ALTO-DE	DIMENSIONS: 12" x 24" x 35"	WEIGHT: 829 lb

Models sold separately.

MAXI-BASE




Ideal for:

- 
SMALL PATIO
- 
PORCH
- 
BALCONY
- 
STAIRCASE
- 
SHED
- 
TEMPORARY STRUCTURE

MAXI / FOUNDATION BASE
DIMENSIONS: 18½" x 16" x 16" / **WEIGHT:** 65 lb
WIDEST FOOTING LENGTH: 8½"

MAXI-TETE / ADJUSTABLE HEAD
HEAD DIMENSIONS: L - 3" x 3" x 5"
THREADED ROD DIMENSIONS: ¾" diam. x 9" / **WEIGHT:** 4 lb
LOAD CAPACITY: 2,800 lb max.

Adjustable head sold separately



Wide footing for
maximum stability

DECK BLOCK

DIYers'
best friend!



BLOCK4

DIMENSIONS: 6" x 9⁷/₈" x 19⁷/₈"

WEIGHT: 33 lb

BLOCK6-4

DIMENSIONS: 7" x 12" x 12"

WEIGHT: 59 lb

CAR SHELTER WEIGHT



ABRIP

DIMENSIONS: 7⁷/₈" x 6³/₈" x 9¹/₈"

WEIGHT: 31 lb

Great in the summer
for trampolines

STEPS



Concrete outdoor steps are designed for residential or commercial applications, ideal for sloped terrain or elevation needs. Our steps allow you to create elegant, inviting, and refined pathways.

07

The **environment** is at
the heart of our decisions
and actions. *yes!*

SLATE



DARK GREY
MAR-AR-24

- 🔪
- 💧
- ⚙️
- 💰

MAR-AR-24
DIMENSIONS: 7" x 14" x 24"
WEIGHT: 61 lb

N FORTIS



Sturdy and stylish this **new step** will not go unnoticed!



ULTRA DURABLE

Made with 50 MPa concrete, this step can withstand the harshest winters.

DUAL-PURPOSE WALLS

Use it as a retaining wall to enhance your landscaping.

MODERN LOOK

Its clean lines pair perfectly with any modern design.

FORTC / FORTGR / FORTO

STEP USAGE / DIMENSIONS: 7" x 13" x 40" / **WEIGHT:** 330 lb / **AREA:** 1.94 ft²

RETAINER WALL USAGE / FACADE AREA: 1.94 ft² / **LINEAR FOOT:** 3.33 lin ft.

DIAMOND

LIGHT GREY



MA24	DIMENSIONS: 7" x 14" x 24"	WEIGHT: 61 lb
MA30	DIMENSIONS: 7" x 14" x 30"	WEIGHT: 76 lb
MA36	DIMENSIONS: 7" x 14" x 36"	WEIGHT: 94 lb

PEDRA



DARK GREY
PEDRAG

- 👉
- 💧
- ⚙️
- 💰

PEDRAG
DIMENSIONS: 6" x 15" x 47"
WEIGHT: 331 lb

Elevate your
landscaping project,
reduce your footprint!



PAVERS



The colour of our pavers is integral and durable, giving them a natural appearance that will withstand the test of time. Specifically designed for driveways, they can just as easily be used for your patio!

More than **10,000 tons** of recycled sand each year. *#eco*

TURF PAVER 80mm



- 🌱
- ♻️
- ♻️
- ⚙️
- 💰



Twice as green with the CarbiCrete option: **carbon-negative** concrete!

NEW PRODUCT!

Integrate grass in your traffic areas
Sustainable stormwater management | Permeable pavers



**DRAINAGE
CAPACITY**

40% open design optimizes drainage, reduces heat islands, and promotes plant growth.

**UNMATCHED
DURABILITY**

Meets ASTM C1319 standard to ensure the quality of blocks in various installations.

**VERSATILITY
OF USE**

Parking lots, driveways, and pedestrian areas with various filling options (gravel, grass, clover).

ECO-TURF / TURFG

DIMENSIONS: 3 1/8" x 15 3/4" X 15 3/4" / **WEIGHT:** 37 lb / **AREA:** 1.72 ft²

HOLLAND

50mm
or 60mm

CHARCOAL
INTER50C
INTER60C

GREY
INTER50G
INTER60G



INTER50C / INTER50G / PEDESTRIAN USE
50MM DIMENSIONS: 2" x 4 $\frac{1}{8}$ " x 8 $\frac{3}{8}$ " / WEIGHT: 5.32 lb / AREA: 0.23 ft²

INTER60BC / INTER60G / VEHICULAR USE
60MM DIMENSIONS: 2 $\frac{3}{8}$ " x 4 $\frac{1}{8}$ " x 8 $\frac{3}{8}$ " / WEIGHT: 7 lb / AREA: 0.23 ft²

Models sold separately.

URBANIA 80mm



CHARCOAL
URAB-P-C



GREIGE
URBA-P-GR



URBA-P-C / URBA-P-GR

SMALL	DIMENSIONS: 3 1/8" x 6 1/2" x 13"	WEIGHT: 20 lb	AREA: 0.58 ft ²
MEDIUM	DIMENSIONS: 3 1/8" x 13" x 13"	WEIGHT: 41 lb	AREA: 1.17 ft ²
LARGE	DIMENSIONS: 3 1/8" x 13" x 19 1/2"	WEIGHT: 61 lb	AREA: 1.76 ft ²

The 3 modular sizes are on the same pallet, 40 small, 40 medium and 20 large totalling 106 sq. ft. / pallet.

Code	Colour	Description	Dimensions (inches)	Dimensions (mm)	Un/pal.	Un	Un. Weight (lb)	Un. Weight (kg)	Pal. Weight (lb)	Pal. Weight (kg)	Page
FIRE PITS											
BBQR	Grey	Round BBQ block	6½x4½x13¼	165x114x337	90	un	29	13	2610	1177	4
MODEMC	Charcoal	Moderno - Multipurpose	4x6x18	102x152x457	90	un	34	15	3060	1388	5
MODEMGR	Greige	Moderno - Multipurpose	4x6x18	103x152x457	90	un	34	15	3060	1388	5
		Regular fire pit	15¾x42x42	400x1067x1067	90	un	859	390	3060	1388	5
		XL fire pit	17¾x47x66¼	451x1194x1682	90	un	1388	629	3060	1388	6
URBA-M-C	Charcoal	Urbania - Multipurpose	3¾x7¾x19	92x200x483	80	un	39	18	3120	1415	7
URBA-M-GR	Greige	Urbania - Multipurpose	3¾x7¾x19	92x200x483	80	un	39	18	3120	1415	7
		Regular fire pit	18¾x45¾x45¾	463x1165x1165	80	un	1280	580	3120	1415	7
		XL fire pit	17¾x45¾x64¾	451x1165x1648	80	un	1538	698	3120	1415	8
RUST-F-C	Charcoal	Rustico fire pit - Complete assembly kit	17¾x47¾ ø	451x1215 ø	1	un	702	318	702	318	9
RUST-F-GR	Greige	Rustico fire pit - Complete assembly kit	17¾x47¾ ø	451x1215 ø	1	un	702	318	702	318	9
VIVA-F-C	Charcoal	Viva fire pit - Complete assembly kit	17¾x43¾ ø	451x1111 ø	1	un	522	237	522	237	10
VIVA-F-GR	Greige	Viva fire pit - Complete assembly kit	17¾x43¾ ø	451x1111 ø	1	un	522	237	522	237	10
ACCESSORIES											
BASEM	Black steel	Metal round base - BBQ fire pit	6¼x34 ø	159x864 ø	1	un	51	23	51	23	12
GRILLE	Black steel	Cooking grill - BBQ fire pit (with 4 hooks)	24 ø coupée à 13¼	610 ø coupé à 337	1	un	4.5	2	4	2	12
GRILLEC	Black steel	Charcoal grill - BBQ fire pit	29 ø	737 ø	1	un	5.5	2.5	6	2.5	12
GRILLEMO	Stainless	Cooking grill - Moderno / Urbania	1½x12x28½	29x305x714	1	un	7	3	7	3	12
PAREMO-BT	Black steel	Fireguard - Moderno / Urbania (boxed)	11¾x34x34	292x864x864	1	un	43	19.5	43	19.5	12
PAREMOXL-BT	Black steel	Fireguard - Moderno XL / Urbania XL (boxed)	11¾x34x54	292x864x1372	5	un	68	31	342	155	12
PAREN-BT	Black steel	Fireguard - BBQ fire pit (boxed)	14¾x27¾x27¾	359x705x705	1	un	20	9	20	9	12
PARENST-BT	Stainless	Fireguard - BBQ fire pit (boxed)	14¾x27¾x27¾	359x705x705	1	un	20	9	20	9	12
PARERU-BT	Black steel	Fireguard - Rustico / Viva (boxed)	11¾x36 ø	298x914 ø	6	un	42	19	252	114	12
PAREX	Black steel	Fireguard extension - BBQ fire pit	8¾x24½x13¼	222x622x337	1	un	5.5	2	5	2	12
SLABS											
ARDEC	Charcoal	Ardesia	2x17¼x21½	51x438x546	60	un	36	16	2147	974	14
ARDEGR	Greige	Ardesia	2x17¼x21½	51x438x546	60	un	36	16	2147	974	14
BEL1624C	Charcoal	Belvédère	1½x15½x23¾	32x403x603	52	un	41	19	2132	967	16
CASAC	Charcoal	Casa	2x13x13	51x330x330	126	un	26	11	3222	1462	20
CASAGR	Greige	Casa	2x13x13	51x330x330	126	un	26	11	3222	1462	20
CASAXLC	Charcoal	Casa XL	2x19½x13	51x482x330	84	un	37.7	17	3167	1436	20
CASAXLGR	Greige	Casa XL	2x19½x13	51x482x330	84	un	37.7	17	3167	1436	20
ECONOBP	Light Brown	Econo	1¾x11¾x11¾	44x302x302	126	un	22	10	2786	1264	19
ECONOG	Grey	Econo	1¾x11¾x11¾	44x302x302	126	un	22	10	2786	1264	19
FOREG	Dark grey	Foresta	1½x19¾x19¾	38x492x492	50	un	48	22	2400	1089	21
HEXAC	Charcoal	Hexagon	1¾x15½x17¾	44x394x454	48	un	26	12	1228	557	22
HEXAG	Light grey	Hexagon	1¾x15½x17¾	44x394x454	48	un	26	12	1228	557	22
PA1212	Dark grey	Slate	1½x11¾x11¾	38x298x298	75	un	17	8	1275	578	15
PA1224	Dark grey	Slate	1½x11¾x23½	38x298x597	75	un	33	15	2474	1122	15
PA2424	Dark grey	Slate	1½x23½x23½	38x597x597	25	un	64	29	1600	726	15
PB1818B	Brown	Brico	1½x17¾x17¾	38x451x451	52	un	38	17	1975	896	17
PB1818C	Charcoal	Brico	1½x17¾x17¾	38x451x451	52	un	38	17	1975	896	17
PB1818G	Light grey	Brico	1½x17¾x17¾	38x451x451	52	un	38	17	1975	896	17
PBR2424C	Charcoal	Brick	1¾x23¾x23¾	41x606x606	23	un	77	35	1610	730	18
PBR2424G	Light grey	Brick	1¾x23¾x23¾	41x606x606	23	un	77	35	1610	730	18
PO1224	Light grey	Diamond	1½x12x23¼	38x305x603	22	un	38	17	836	379	23
PO1818	Light grey	Diamond	1½x17¾x17¾	38x451x451	52	un	40	18	2080	943	23
PO2424	Light grey	Diamond	1¾x23¾x23¾	41x606x606	23	un	77	35	1775	805	23
PO2430	Light grey	Diamond	1¾x23¾x29¼	44x606x756	25	un	107	49	2675	1213	23
PO918	Light grey	Diamond	1½x8¾x17¾	38x222x457	50	un	19	9	949	431	23
PP1818	Light grey	Paver	1½x17¾x17¾	38x451x451	52	un	40	18	2080	943	24
PP2424	Light grey	Paver	1¾x23¾x23¾	41x606x606	23	un	77	35	1775	805	24
PR1515	Brown	Rustica	1½x14¾x14¾	38x375x375	52	un	27	12	1404	637	25
PR1515C	Charcoal	Rustica	1½x14¾x14¾	38x375x375	52	un	27	12	1404	637	25
SEQ1224G	Dark grey	Sequoia	2x11½x23¾	51x292x606	60	un	44	20	2640	1198	26
TER2424C	Charcoal	Terrazza	2x24x24	51x610x610	15	un	100	45	1500	680	27
TER2424GR	Greige	Terrazza	2x24x24	51x610x610	15	un	100	45	1500	680	27
TER2424G	Grey	Terrazza	2x24x24	51x610x610	15	un	100	45	1500	680	27
ECO-TER2424	Steel grey	Terrazza	2x24x24	51x610x610	15	un	100	45	1500	680	27
URBA-D-C	Charcoal	Urbania	A: 2x6½x13 B: 2x13x13 C: 2x13x19½	A: 51x165x330 B: 51x330x330 C: 51x330x495	148	pi. ca.	A: 12 B: 24 C: 36	A: 5 B: 11 C: 16	3220	1461	28
URBA-D-GR	Greige	Urbania	A: 2x6½x13 B: 2x13x13 C: 2x13x19½	A: 51x165x330 B: 51x330x330 C: 51x330x495	148	pi. ca.	A: 12 B: 24 C: 36	A: 5 B: 11 C: 16	3220	1461	28
VERSC	Charcoal	Versa	2x8½x19¼	51x216x489	112	un	25	12	2840	1288	29
VERSGR	Greige	Versa	2x8½x19¼	51x216x489	112	un	25	12	2840	1288	29
WALLS											
FOND	Grey	Foundation slab	3½x13¼x35½	79x337x902	27	un	125	57	3375	1531	32
MODEMC	Charcoal	Moderno - Multipurpose	4x6x18	102x152x457	90	un	34	15	3060	1388	33
MODEMGR	Greige	Moderno - Multipurpose	4x6x18	103x152x457	90	un	34	15	3060	1388	33
REMB	Grey	Slope block	4¾x9¾x7¾	121x251x200	112	un	32	15	3585	1626	32
RUST-M-C	Charcoal	Rustico	4x5¾x7½x5¾	102x146x191x143	140	un	11	5	1540	699	34
RUST-M-GR	Greige	Rustico	4x5¾x7½x5¾	102x146x191x143	140	un	11	5	1540	699	34
URBA-M-C	Charcoal	Urbania - Multipurpose	3¾x7¾x19	92x200x483	80	un	39	18	3120	1415	35
URBA-M-GR	Greige	Urbania - Multipurpose	3¾x7¾x19	92x200x483	80	un	39	18	3120	1415	35
VIVAC	Charcoal	Viva - Multipurpose	4x8½x4	102x218x102	320	un	10	4.5	3175	1440	31

Code	Colour	Description	Dimensions (inches)	Dimensions (mm)	Un/pal.	Un	Un. Weight (lb)	Un. Weight (kg)	Pal. Weight (lb)	Pal. Weight (kg)	Page
CURBS											
BORDT	Grey	Universal 6"	6x3 ¹ / ₂ x35 ¹ / ₂	152x79x902	44	un	57	26	2522	1144	38
BORD8	Grey	Universal 8"	7 ¹ / ₂ x3 ¹ / ₂ x36	200x79x914	44	un	71	32	3104	1408	38
COINT	Grey	Universal - Corner 6"	6x3 ¹ / ₂ x11 ¹ / ₂ x11 ¹ / ₂	152x80x302x302	48	un	33	15	1570	712	38
COIN8P	Grey	Universal - Corner 8"	7 ¹ / ₂ x3 ¹ / ₂ x11 ¹ / ₂ x11 ¹ / ₂	152x80x302x302	48	un	41	19	1977	897	38
MODEMC	Charcoal	Moderno - Multipurpose	6x4x18	152x102x457	90	un	34	15	3060	1388	37
MODEMGR	Greige	Moderno - Multipurpose	6x4x18	152x102x457	90	un	34	15	3060	1388	37
RAYONG	Grey	Universal - Radius	7 ¹ / ₂ x3 ¹ / ₂ x36	200x79x914	24	un	80	36	1920	871	38
MASONRY (All products are available in CarbiCrete, add "ECO-" in front of regular code)											
BC4816	Grey/Steel grey	Hollow block 4" / ECO-BC4816	7 ¹ / ₂ x3 ¹ / ₂ x15 ³ / ₈	191x89x391	144	un	22	10	3181	1443	40
BC6816	Grey/Steel grey	Hollow block 6" / ECO-BC6816	7 ¹ / ₂ x5 ¹ / ₂ x15 ³ / ₈	191x140x391	84	un	28	13	2352	1067	40
BC8816	Grey/Steel grey	Hollow block 8" / ECO-BC8816	7 ¹ / ₂ x7 ¹ / ₂ x15 ³ / ₈	191x191x391	72	un	37	17	2643	1199	40
BC8816 CORNER	Grey/Steel grey	Hollow block - Corner 8" / ECO-BC8816	7 ¹ / ₂ x7 ¹ / ₂ x15 ³ / ₈	191x191x391	72	un	37	17	2643	1199	40
BC10816	Grey/Steel grey	Hollow block 10" / ECO-BC10816	7 ¹ / ₂ x9 ¹ / ₂ x15 ³ / ₈	191x241x391	60	un	42	19	2516	1141	40
BC10816	Grey/Steel grey	Hollow block - Corner 10" / ECO-BC10816	7 ¹ / ₂ x9 ¹ / ₂ x15 ³ / ₈	191x241x391	60	un	42	19	2516	1141	40
BP2816	Grey/Steel grey	Solid block 2" / ECO-BP2816	7 ¹ / ₂ x1 ¹ / ₂ x15 ³ / ₈	191x41x391	152	un	14	7	2188	993	40
BP4816	Grey/Steel grey	Solid block 4" / ECO-BP4816	7 ¹ / ₂ x3 ¹ / ₂ x15 ³ / ₈	191x89x391	96	un	32	15	3107	1409	40
BL6816	Grey/Steel grey	Lintel / Bond beam 6" / ECO-BL6816	7 ¹ / ₂ x5 ¹ / ₂ x15 ³ / ₈	191x140x391	72	un	35	16	2327	1055	41
BL8816	Grey/Steel grey	Lintel / Bond beam 8" / ECO-BL8816	7 ¹ / ₂ x7 ¹ / ₂ x15 ³ / ₈	191x191x391	72	un	45	20	2757	1250	41
BK6816	Grey/Steel grey	Universal knockout 6" / ECO-BK6816	7 ¹ / ₂ x5 ¹ / ₂ x15 ³ / ₈	191x140x391	72	un	28	13	2352	1067	41
BK8816	Grey/Steel grey	Universal knockout 8" / ECO-BK6816	7 ¹ / ₂ x7 ¹ / ₂ x15 ³ / ₈	191x191x391	60	un	37	17	2575	1168	41
BR26816	Grey/Steel grey	Double bullnose 6" / ECO-BR26816	7 ¹ / ₂ x5 ¹ / ₂ x15 ³ / ₈	191x140x391	84	un	28	13	2222	1008	41
BR28816	Grey/Steel grey	Double bullnose 8" / ECO-BR28816	7 ¹ / ₂ x7 ¹ / ₂ x15 ³ / ₈	191x191x391	72	un	37	17	2540	1152	41
BR2X8816	Grey/Steel grey	Double edge bullnose 8" / ECO-BR2X8816	7 ¹ / ₂ x7 ¹ / ₂ x15 ³ / ₈	191x191x391	72	un	37	17	2540	1152	41
BR6816	Grey/Steel grey	Single bullnose 6" / ECO-BR6816	7 ¹ / ₂ x5 ¹ / ₂ x15 ³ / ₈	191x140x391	84	un	28	13	2540	1008	41
BR8816	Grey/Steel grey	Single bullnose 8" / ECO-BR8816	7 ¹ / ₂ x7 ¹ / ₂ x15 ³ / ₈	191x191x391	72	un	37	17	2540	1152	41
SPECIALIZED PRODUCTS											
ABRP	Grey	Car shelter weight - Multipurpose	7 ¹ / ₂ x6 ¹ / ₂ x9 ¹ / ₂	200x162x203	96	un	31	14	2984	1354	49
ALTO-CD	Grey	Regular - Right corner	12x24x67	305x610x1702	3	un	1656	751	4969	2254	46
ALTO-CG	Grey	Regular - Left corner	12x24x67	305x610x1702	3	un	1656	751	4969	2254	46
ALTO-CO	Grey	Capping - Regular	12x24x72	605x610x1829	3	un	1675	760	5024	2279	46
ALTO-COCG	Grey	Capping - Left corner	12x24x67	305x610x1702	3	un	1656	751	4969	2254	46
ALTO-COCD	Grey	Capping - Right corner	12x24x67	305x610x1702	3	un	1656	751	4969	2254	46
ALTO-CODE	Grey	Capping - Half block	12x24x35	305x610x889	3	un	829	376	2488	1128	46
ALTO-DE	Grey	Regular - Half block	12x24x35	305x610x889	3	un	829	376	2488	1128	46
ALTO-RE	Grey	Regular	12x24x72	605x610x1829	3	un	1675	760	5024	2279	46
BLOCK4	Grey	Deck block 4"x4"	6x9 ¹ / ₂ x9 ¹ / ₂	152x215x251	96	un	33	15	3164	1435	48
BLOCK6-4	Grey	Duo deck block 6"x6" and 4"x4"	7x12x12	171x305x305	54	un	59	27	3194	1449	48
BRIQ60	Grey	Back-up brick 60mm	2 ¹ / ₂ x3 ¹ / ₂ x7 ¹ / ₂	60x89x191	500	un	4.7	2	2370	1075	45
BU72	Light grey	Parking bumper 72"	5x9x71 ¹ / ₄	127x229x1810	10	un	264	120	2642	1199	44
BU80	Light grey	Parking bumper 80"	8x8x80	203x203x2032	10	un	350	159	3499	1587	44
BU96	Light grey	Parking bumper 96"	6x9x96	152x229x2438	10	un	325	147	3245	1472	44
COT2020G	Grey	Foundation block	3 ¹ / ₂ x19 ¹ / ₂ x19 ¹ / ₂	100x500x500	24	un	122	55	2929	1329	43
DRAI	Grey	Drain	9 ¹ / ₂ x11x15 ¹ / ₂	248x279x394	9	un	52	24	470	213	45
MAXI	Light grey	Maxi-base	18 ¹ / ₂ x16x16	216x406x406	9	un	65	29	585	265	47
MAXI-TETE	Black	7" Adjustable head	9x5x3	229x127x76	1	un	4.4	2	4.4	2	47
REMP50	Grey	Back-up brick 50mm	2x4 ¹ / ₂ x8 ¹ / ₂	51x105x213	576	un	5.3	2.4	3060	1388	45
SIGN	Grey	Sign post base	17 ¹ / ₂ x16x16	445x406x406	1	un	225	102	225	102	44
SIGN448	Grey	Sign post base 48"	48x16x16	1219x406x406	1	un	231	105	231	105	44
SIGN460	Grey	Sign post base 60"	60x16x16	1524x406x406	1	un	234	106	234	106	44
SIGN472	Grey	Sign post base 72"	72x16x16	1829x406x406	1	un	236	107	236	107	44
SIGN484	Grey	Sign post base 84"	84x16x16	2134x406x406	1	un	238	108	238	108	44
SIGN496	Grey	Sign post base 96"	96x16x16	2438x406x406	1	un	240	109	240	109	44
STEPS											
FORTC	Charcoal	Fortis	7x13x40	178x330x1016	9	un	330	150	2976	1350	52
FORTGR	Greige	Fortis	7x13x40	178x330x1016	9	un	330	150	2976	1350	52
FORTO	Onyx	Fortis	7x13x40	178x330x1016	9	un	330	150	2976	1350	52
MAR-AR-24	Dark grey	Slate	7x14x24	178x356x610	6	un	61	28	366	166	51
MA24	Light grey	Diamond	7x14x24	178x356x610	6	un	61	28	366	166	54
MA30	Light grey	Diamond	7x14x30	178x356x762	6	un	76	34	456	207	54
MA36	Light grey	Diamond	7x14x36	178x356x914	6	un	94	43	565	256	54
PEDRAG	Dark grey	Pedra	6x15x47	152x381x1194	3	un	331	150	992	450	55
PAVERS											
INTERSOC	Charcoal	Holland 50mm - Pedestrian traffic	2x4 ¹ / ₂ x8 ¹ / ₂	51x105x213	576	un	5	2	3060	1388	60
INTERSOG	Grey	Holland 50mm - Pedestrian traffic	2x4 ¹ / ₂ x8 ¹ / ₂	51x105x213	576	un	5	2	3060	1388	60
INTER60C	Charcoal	Holland 60mm - Vehicular traffic	2 ¹ / ₂ x4 ¹ / ₂ x8 ¹ / ₂	60x105x213	448	un	7	3	3072	1393	60
INTER60G	Grey	Holland 60mm - Vehicular traffic	2 ¹ / ₂ x4 ¹ / ₂ x8 ¹ / ₂	60x105x213	448	un	7	3	3072	1393	60
TURFG	Grey/Steel grey	Turf paver 80mm / ECO-TURF	3 ¹ / ₂ x15 ¹ / ₂ x15 ¹ / ₂	80x400x400	40	un	37	17	1499	680	58
URBA-P-C	Charcoal	Urbania 80mm - Modular	A: 3 ¹ / ₂ x6 ¹ / ₂ x13 B: 3 ¹ / ₂ x13x13 C: 3 ¹ / ₂ x13x19 ¹ / ₂	A: 79x165x330 B: 79x330x330 C: 79x330x495	106	pi. ca.	A: 20 B: 19 C: 61	A: 9 B: 41 C: 28	3798	1732	61
URBA-P-GR	Greige	Urbania 80mm - Modular	A: 3 ¹ / ₂ x6 ¹ / ₂ x13 B: 3 ¹ / ₂ x13x13 C: 3 ¹ / ₂ x13x19 ¹ / ₂	A: 79x165x330 B: 79x330x330 C: 79x330x495	106	pi. ca.	A: 20 B: 19 C: 61	A: 9 B: 41 C: 28	3798	1732	61

LEGEND: ❶ NEW PRODUCT ● CARBICRETE

Dimensions are given in the format:

Thickness (height) x depth x length for retaining walls and fire pits, and thickness (height) x width x length for blocks.



8435 Saint-Joseph Boulevard,
Drummondville (Qc) J2A 3W8
819.394.2505

patiodrummond.com